

SHIMANO



SHIMANO
XTR

Engineered For the way you ride.

SHIMANO
XTR

Engineered For the way you ride.



New innovative MTB components up to Rider-Tuned



The new XTR was developed under the concept of "Rider-Tuned" to perfectly match the needs and the riding styles of individual mountain bikers truly from their perspectives with the latest component engineering. New XTR has set a new benchmark for all cross-country racers and trail riders.

- Shimano's next generation system — Dyna-Sys, MTB 10s drivetrain
- Innovation of heat management — Ice Technologies; "Ice-Tech" rotor and "Ice-Tech" pad
- Optimized for front & rear shifting — HG-X chain
- Integration mount system of brake lever & shift lever — iSpec construction
- HOLLOWTECH II crankset
- Shimano Shadow RD
- Durable Titanium/ Carbon composite middle chainring (FC-M980 triple)
- 12 mm Thru-axle rear freehub



iSpec construction
Adjustable shift/brake levers
integration option for light weight
& clean appearance.

DYNA-SYS

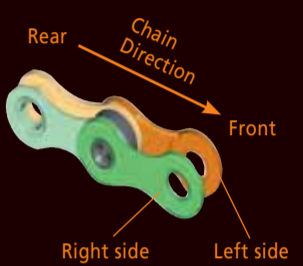
Dyna-Sys: Shimano's next generation 10-speed MTB drivetrain

Shimano presents a completely new drivetrain technology for MTB: Dyna-Sys. This revolutionary technology uses a 10-speed cassette, but that is not the only feature of this new system. Highlight is a completely redesigned drivetrain that creates real added benefits to the rider.

HG-X

Specific 10s chain for MTB

An all-new directional mountain bike specific 10-speed HG-X chain means smoother shifts, lighter weight and greater overall performance. HG-X directional chain: Right side is optimized for front shifting and left side is optimized for rear shifting.



ICE TECHNOLOGIES

Ice Technology: Innovation of heat management

When descending farther, braking power decreases for brake fade caused by heated pad and rotor. At Shimano, we realized a consistent braking performance by the revolutionary Ice Technology for the management of heat. And the rotor and pad developed by Ice Technology have achieved long pad life, less noise, less fade and light weight.




For XC Race

For Trail




WH-M985

XTR XC racing wheels, Scandium 19C tubeless rim. 3D machining ARROW cut rim design.



WH-M988

XTR Trail wheel, Scandium 21C tubeless rim. 12mm E-thru axle (WH-M988-R12). 3D machining ARROW cut rim design.



SLX
DYNA-SYS

More aggressive riding with Dyna-Sys 10-speed drivetrain

The new options of the Dyna-Sys 10-speed drivetrain are also available for the SLX group. The adoption of Dyna-Sys is intended for more aggressive off-road riding because it facilitates seamless and intuitive shifting.

- Shimano Shadow RD
- HOLLOWTECH II crankset



Deore
SHIMANO XT
DYNA-SYS

Dyna-Sys — 10-speed drivetrain optimized for modern MTB.

New options of the Dyna-Sys 10-speed drivetrain for the Deore XT lineup. Dyna-Sys does not deliver only 10-speed drivetrain to MTB, but also a dynamic power transfer and the newest system with optimized stability.

- Shimano's next generation system — Dyna-Sys, MTB 10-speed drivetrain
- Optimized for front & rear shifting — HG-X chain
- Shimano Shadow RD
- HOLLOWTECH II crankset
- 2-way release for RAPIDFIRE Plus lever



WH-M775

XT tubeless & tube compatible wheelset. Center Lock rotor mount.



WH-M776

XT tubeless & tube compatible wheelset. Center Lock rotor mount. 20mm thru axle.



WH-M778

XT tubeless & tube compatible wheelset. Rim brakes compatibility only.



WH-M770

XT tubeless & tube compatible wheelset. Rim brakes compatibility only.



SAINT

Find Your Flow

Gravity riding has evolved-bikes are lighter trails are faster and smoother. Whether you ride DH, Slope style, Aggressive, All-mountain or freeride. Saint has been designed to maximize control and free you to find your flow.

- Shimano Shadow RD with super wide Inner link for awesome rigidity
- Gravity oriented shift lever
- Dual diameter 4-piston caliper
- SERVO WAVE action brake lever
- HOLLOWTECH II crankset



SHIMANO

www.shimano.com

For more detailed product and distribution information, please surf to www.shimano.com